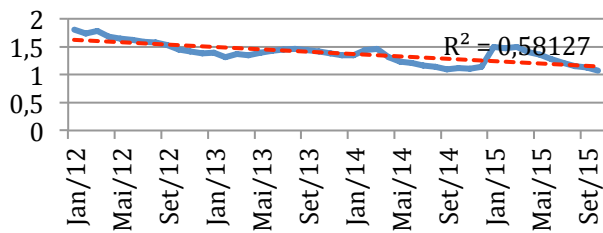
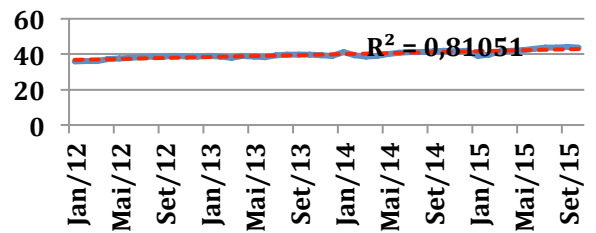


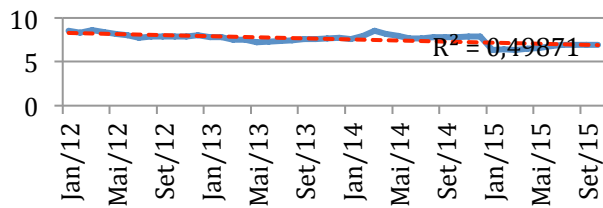
Incidência de MRSA por 1000 doentes/dia



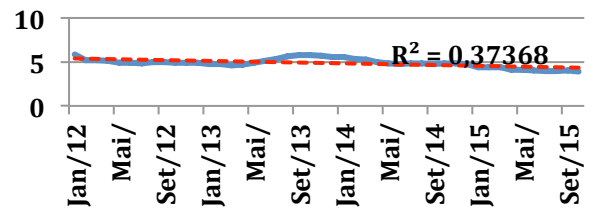
Consumo de Solução Antiséptica (litros) por 1000 doentes/dia



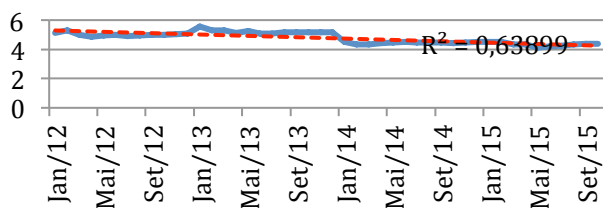
Consumo de Carbapenemos em DDDs por 100 doentes/dia



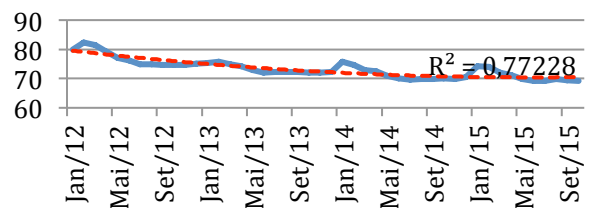
Incidência de Microorganismos Multi-Resistentes 1000 doentes/dia



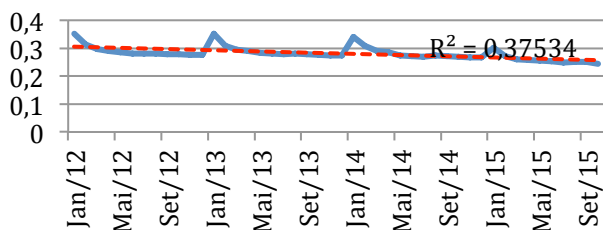
Consumo de Quinolonas em DDDs por 100 doentes/dia



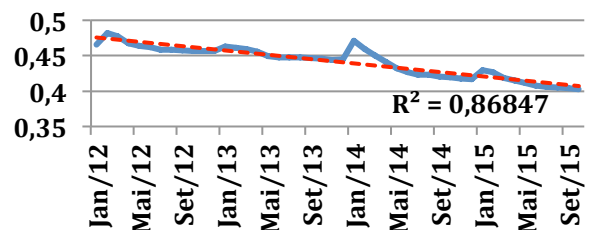
Consumo de Antibióticos em DDDs por 100 doentes/dia



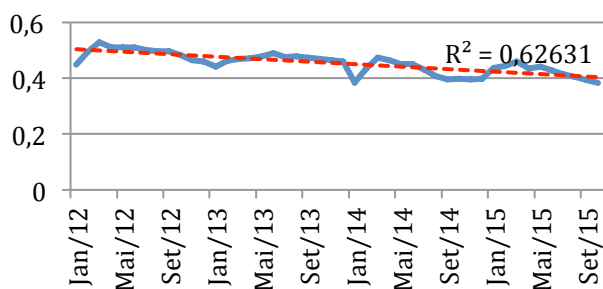
Taxa de Doentes com Antibioterapia 8+ Dias Seguidos



Taxa de Dias de Internamento com Antibiótico



Proporção de MRSA



Bacteriémias Nosocomiais MRSA por 1000 doentes/dia

